

We make it with technology and sincerity for you!!!

Economy!

Effective!

Improvement!



Young Gi Pulimi

Homepage : www.ygms.co.kr

#4021 AnsanDigitalPark 1123 Shingil-Dong


Danwon-Gu Ansan-City Gyunggi-Do KOREA

Tel';82-31-310-8418~7 , Fax';82-31-310-8416

E-Mail ; aaygms@yahoo.co.kr

■ All products could be change for capability improvement.

SA Series (keeping pulimi)




[Characteristics]

1. ABS material, light and durable.
2. Inside diameter – Wide and easy to control.
3. No more cables between In-guide and plate.
4. Plate and Spin plate are dual structure – least sag
5. Press plate is ANTI-BACK type and no breakaway.
6. No press plate for an auto-supplier. (SA-100)

Condition for use					
ITEM	Inside dia'(φ)	Outside dia'(φ)	Height(mm)	Weight	Remark
SA-075	φ120 ~ φ225	φ320	35 ~ 75mm	15 Kg/bundle	Loading , Keeping
SA-100			35~100mm		

Examples



SC Series (Mini movable Pulumi)



[Characteristics]

1. Easy to control Inside diameter at multistage loading.
2. A cable guide at a grip.
3. A sectional type – Easy to disjuncting and assembling.
4. A movable type – Wheel attached brakes.
5. Consist of 4 SA-100 and 1 SA-075.
6. Fit for cables of KIV , UL.

Examples



SD Series (Drawer type Pulumi)



[Characteristics]

1. Consist of 4 Keeping Pulimi(SA-100).
2. Each drawers are seperated.
3. Built-in brake system – soft draw ,
brake works when not drawing.
4. Control the strength of brakes according to cable type.
5. A movable type – Wheel attached brakes.
6. Extra locking system at each stages.
7. Wood design – Safe and good appearance.
8. Size : 460w x 600L x 860H



LD Series (Safekeeping)



[Characteristics]

1. Loading 20 bundles of SA-100.
2. 2 types – Wood , Iron.
3. Size : 860Wx400Lx1800H

RT Series (RT type Pulimi)



[Characteristics]

1. Steel material plate – Support enough load.
2. Inside diameter – Wide and easy to control.
3. Press plate is ANTI-BACK type and no breakaway.
4. Easy to control Inside diameter at multistage loading.
5. A cable guide at a grip
6. A sectional type – Easy to disjuncting and assembling.
7. A movable type – Wheel attached brakes.

Condition for use					
ITEM	Inside dia'(φ)	Outside dia'(φ)	Height(mm)	Weight	Remark
RT3A-420	φ120 ~ φ225	φ420	35~100mm	20 Kg/bundle	1.6/2.2mm etc.
RT4A-420					

RM Series (RM type Pulimi)




[Characteristics]

1. Steel material plate – Support enough load.
2. Inside diameter – Wide and easy to control.
3. Press plate is Bolting type and no breakaway.
4. Easy to control Inside diameter at multistage loading.
5. A cable guide at a grip
6. A sectional type – Easy to disjuncting and assembling.
7. A movable type – Wheel attached brakes.

Conditon for use					
ITEM	Inside dia'(φ)	Outside dia'(φ)	Height(mm)	Weight	Remark
RM2A-520	φ180 ~ φ300	φ520	120~220mm	30 Kg/Bundle	VCT , VCTF용
RM3A-520					
RM4A-520					

AWS Series (Auto-supply Pulimi)



[Characteristics]

1. Supply cables excellently – Auto cutting , peeling.
2. Control supply speed at user's option.
3. Cable lodage – Maximum φ420x100H.
4. No electrical related with auto cutting,peeling machine.
5. Maximum speed for supply is 5 ~ 66M/Min'
6. Use Voltage is AC 220V.
7. Best for cables which should not twisted.
8. Brake system – Remove Inertia of plate.

SA Series USE TO [PARTS NAME]



1> After press to "Press plate hook" and pull up. 2> Turn to the Spin plate to counterclock-wise with endir




3> Turn on the Tray for use wire roll.



4> Turn to the spin plate with clock-wise.

※. Auto wire supplier without "Press plate".



5> After press to connect "in-guide" for press plate.

